



CAENTI
Coordination Action of the European Network of Territorial Intelligence
A project funded under FP6 of the E.U.
<http://www.territorial-intelligence.eu>



CAENTI

Coordination Action of the
European Network of Territorial Intelligence

Cooperative Workspace (CooSpace) report
www.territorial-intelligence.eu
Deliverable N° 18

June 2006, 30th

Cyril MASSELOT

UFC – MSH C. N. Ledoux, France
Leader of WP3 Portal of territorial intelligence

Peter ACS

PTE, Hungary

Eddy PETIT

UFC – MSH C. N. Ledoux, France

Summary

Introduction.....3
 Objectives and organisation.....3
 Activities.....5
 • Coordination activities.....5
 • First uses and tests6
 • Specific activities related to the use of the interface took place6
 • Working the CooSpace further development.....6
 Results7
 • CooSpace is operational since the middle of June 2006.....7
 • The system we established is centred on communication7
 • CooSpace provides contact information to the participants.....7
 • Statistics8
 Prospects10
 • Promoting the system use10
 • A new version is being tested.....10
 • Planned functions10
 • New design (see below).....10
 Comments11
 Annex: CooSpace tutorial.....12

Introduction

This document is the report of implementation of the CAENTI cooperative platform of online work, as it is defined in the DOW, as the deliverable 18. This platform, that is called Coospace was worked out and parameterized from March, the 1st to June, the 30th 2006.

This report presents:

- This task objectives and organization,
- The activities carried out,
- The results obtained,
- The prospects,
- Comments on this task,
- As lastly as an appendix, a use tutorial of the platform.

Objectives and organisation

The online platform of cooperative work, Coospace, is managed by the University of Pécs (Hungary).

This tool that is developed by Dexter is based on the Participation Theory of Communication (PTC) principles. It has been in progress since March 1st, 2006, and evaluated, to be definitively operational before the end of June 2006 (cf. Deliverable D18).

Principles of operation:

The true cooperation takes place in virtual scenes. The participants join particular scenes according to their roles. Each space is animated by a Work Package Leader, who is relayed by the Team Leader, according to the work organization that was chosen by the CAENTI.

It is the participants' role to determine the tools to be used to make appointments and to organize the communication freely. Everybody can manage documents, share them, and download them. Other participants can value them. The communication is organized in a synchronous or asynchronous way (chat, forum, personal mail...).

The chat module is extremely important in a European program where it compensates on the telephone which can lead to understanding difficulties due to the languages. It also makes possible to organize meeting sessions of "netmeeting" kinds, when the effective presence of the participants is not essential to coordinate them.

The level of access configuration makes possible to make sure that the confidential material is available only for the concerned people.

This organization in "spaces" is interesting, because the user groups can constitute "subspaces" in order to work together on a particular point of a project. Thus, the subspaces allow distributing and affecting the workload.

Lastly, Coospace modular aspect allows integrating new desired and developed by the WP3 functionalities.

The used theory

Participation Theory of Communication (PTC)

(This theory is mostly based on pragmatic view of communication)

- Agents are going to solve their problems
- The agents are trained to solve their problems
 - And an ability to increase their training by several ways
- Human agents are able to increase their capacity to use other trainings
 - This is called: *Communicativ*
- This ability basis is shared training on and about the symbols meaning
 - That is called: *Communio*

To get a successful communication (That would be successful as far as the problem solving and the augmentation of the problem solving ability are concerned) it is *essential to have a communio* (shared concept of meaning).

One of the **most important parts of communio**, in the traditional interpersonal communication situations **is a natural language**.

It is not just a meaning of words, not just a meaning of sentences, but a meaning of propositions. (*Sentences,,sounds” somewhere, sometime by someone.*) **That is the situation** in general.

- CooSpace aims at creating **real situation in virtual space**. (Situation is giving a context to a symbolic representation of capacity to solve problems)
 - Effective knowledge is based on that point.
- Use of CooSpace is based on the **self motivated Agents** who aim at solving their problems.
 - Usage is not important in itself. It is important as a way of help increasing the problem solving capacity.

Activities

- **Coordination activities**

The screenshot displays the CooSpace web interface. At the top, the URL www.territorial-intelligence.eu is visible. The user profile for 'MASSELOT Cyril' shows a last login of 2006.06.26 15:40:20, ID: MASSELOT, and email: cyril.masselot@msh.univ-fcomte.fr. The 'Personal messages' section indicates 0 total and 0 unread messages. The 'Calendar' section shows 'Today' and 'Tomorrow' with a chat activity. The 'Documents' section shows 2 active and 0 archived documents. The 'Tests' section shows 0 active and 0 archived testsheets, and a 'Kérdésbank' with 0 categories and 0 questions. The 'E-contents' section shows 0 active and 0 archived contents. The 'My spaces' section lists the following work packages and sub-activities:

- (GLOBAL) 0 CAENTI Workspace
- (WP1) 1. Management of the consortium
- (WP2) 2. Annual international conference
- (WP3) 3. Internet portal
- (WP4) 4. Spreading of fundamental methods and research design in territorial information analysis
 - (WP4C) Competitiveness
 - (WP4I) Information
 - (WP4M) Methods
 - (WP4P) Projects
 - (WP4S) Synthesis
 - (WP4T) Territory
- (WP5) 5. Analysis of the application of the principles of governance of sustainable development
- (WP6) 6. Conception and dissemination of methods and tools of territorial intelligence
 - (WP6C) Catalyse contents
 - (WP6G) Catalyse Guidance
 - (WP6P) Catalyse Programming
 - (WP6E) European Observatory of School

A diagram on the right side of the page illustrates a cycle of activities: Tanulási Pontok, Feladatok, Fórum, Beadás, and Dokumentumok.

The first stage of work was to configure CooSpace according to the CAENTI DOW:

- Creation of the user profiles depending on the involved people in CAENTI, by taking account their function, role, and rights of administration and access.
- Creation of the scenes: a general scene is accessible to all the persons and there is a scene by WorkPackage that is accessible to the members of this WorkPackage ; there is also a scene by activity of WorkPackage which is accessible to this activity members.
- Each scene was configured so as to accept Bulletin Boards, Forums, Documents, Tasks.
- A CAENTI scene was created by participant in order to make possible for the concerned people to work in his structure, and there is also an access by set of themes.

- **First uses and tests**

The first uses and tests made possible to regulate some technical problems, and to stabilize the organization of the Coospace structure for Caenti.

The WP3 leader and the contents leader had access to the administration of the system contents, which made possible to better meet the needs of activities organization in tended workflow.

- **Specific activities related to the use of the interface took place**

- execution of an instruction manual for the Coospace WP leader
- translation of this handbook in Spanish and French, then broad diffusion
- execution of a Coospace presentation for all the participants
- launching of a reflexion on the execution of a teaching support for fast training of the interface handling
- launching of several reflexions on the Coospace development, some new modules to be made according to the needs, the interface ergonomics, help with the interface translation ...

- **Working the Coospace further development**

From the starting-point of the project, we are working the Coospace further development:

- First we go through a **test and bug report**
- We had **chat** discussions on the development and possibilities topics, and exchanges by emails.
- We introduced a **new Coospace version** in the middle of the last period; it includes bug correction, new features, and corrected translation of English interface.
 - Some **training** was also taking place (*See statistics.*)
- We collected and **assessed** use **statistics**

Results

- **CooSpace is operational since the middle of June 2006**

The activities registered in the DOW can be carried out on line on CooSpace.

This space included:

- 7 scenes of work (total, for each WP)
- 15 specific scenes for the partners

Each scene includes the tools we referred to above.

Presently, CAENTI community scene has 116 members in total.

- **The system we established is centred on communication**

We wanted to ensure a free scope for cooperation that would be able to support the communication processes that are needed. For us, it was more important providing methodological recommendations. That is why our system is called Cooperation Space, i.e. CooSpace.

Genuine cooperation takes place on the virtual scenes of application. Participants join the particular scenes through their roles. It is the participants' role to determine the tools use, to make appointments and organize their communication freely. Assignments can be provided and the students' papers can be handed in" uploaded in a form of a file". Then, teachers and tutors can evaluate them, but they can also produce an automatic-type test. In the participants' communication, the synchronic and asynchronic services (chat-room, forums) that are used in traditional virtual classrooms are also available. Documents, media-files and bibliographic items can be shared on a scene. In addition to the simple messenger service which is used by the participants, notification and exchange of information are also assisted by messages that are automatically generated. The access regulation can ensure that confidential material is only available for the concerned people. CooSpace is more a shared tools bag than a methodology.

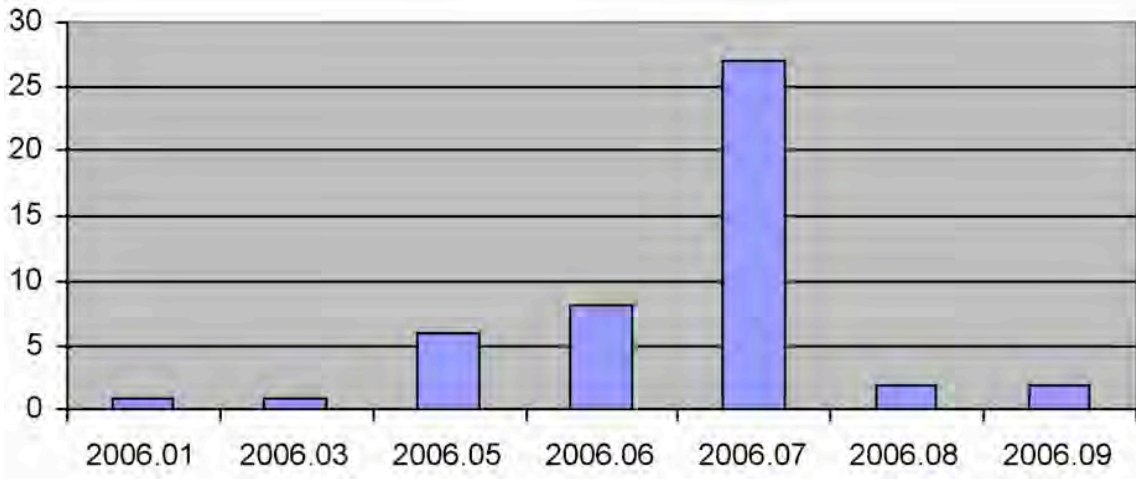
It is a cooperation scene interesting feature that participants can constitute smaller groups that are able to create a subscene, where the group members can work on their own on a particular task.

- **CooSpace provides contact information to the participants**

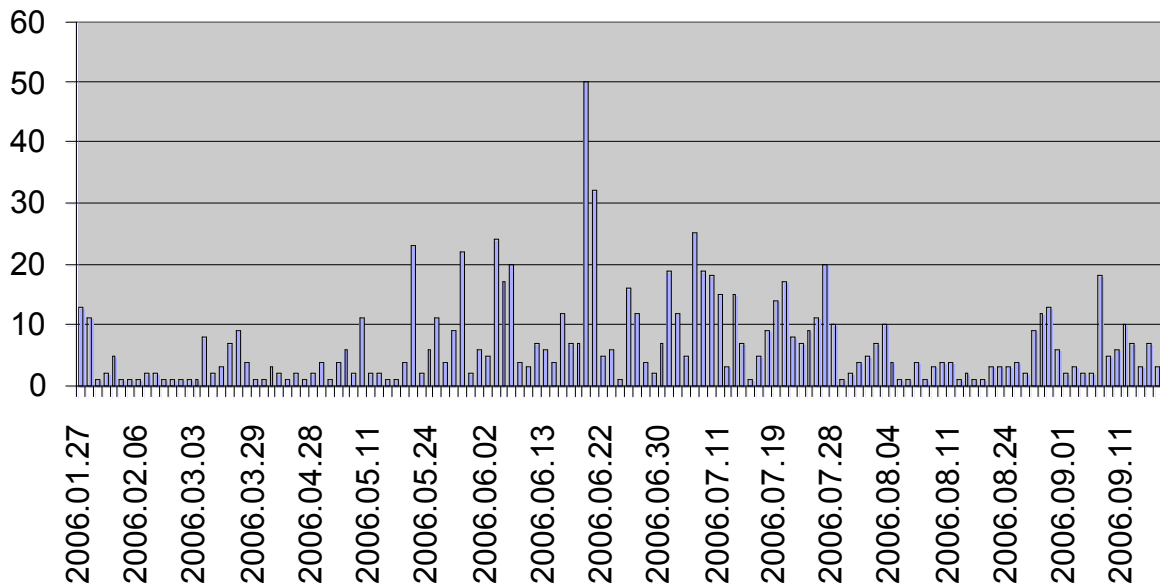
CooSpace provides contact information to the participants (address, e-mail address, biography, role within the CAENTI). The participants can also upload their photos to make their relationships more personal.

- **Statistics**

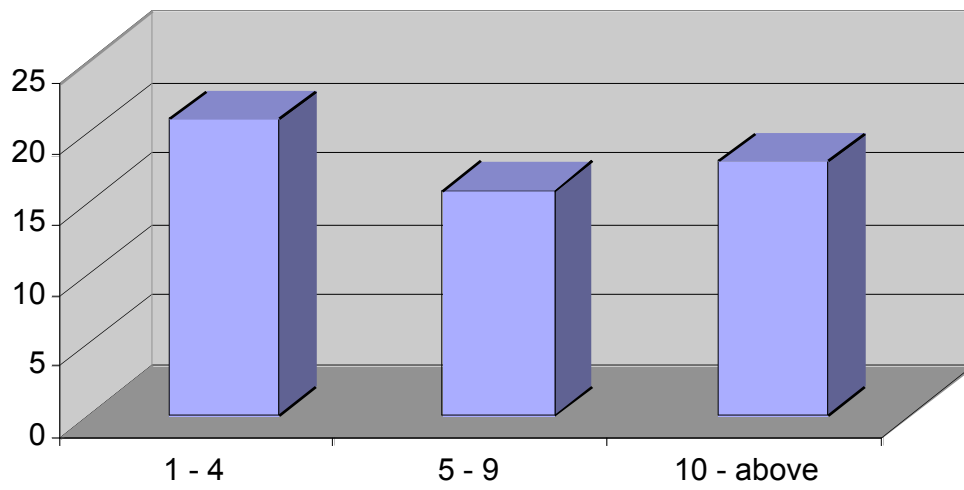
Activity (number of forum entries) per month



Number of logins per day



Number of users depending on the number of times they logged in



Prospects

- **Promoting the system use**
 - Before, the information use (intro material)
 - After the login, training and help renewing it
 - Tune the user interface for an easier intuitive use
- **A new version is being tested**
 - The system toolbar is still being developed. Our goal is to widen it and to create a multilingual surface. In the future CooSpace will be available in French, Romanian and Spanish.
 - New, more clear design and functionality
 - Easier and extended document management.
 - RSS news service support
 - Access Control plugin for MS Media Server
- **Planned functions**
 - Improving the chat
 - Help for translation in several languages
- **New design (see below)**

New languages

- **Example :**

The screenshot displays a web application interface with a dark blue header and a light blue sidebar. The main content area is white with a red header bar. The interface is in Romanian and shows a user profile for 'Ács Péter' with login details and a list of events under the heading 'Evenimente'. The events list includes dates and descriptions in Romanian, such as 'Szept. 12. Adminisrtráció, Bevezetés.' and 'Dec. 5. További többváltozós módszerek ismertetése'. There is also a search bar and a 'Forum' section at the bottom right.

Comments

At the end of the latest work period, we have some results and the objectives of further use and development are identified:

- **CooSpace is ready to use** and we should help the participants to find the way to get a beneficial use.
- **Development is not finished up.**
 - We identified the fields to develop
 - The articulation with the new editorial portal is an important topic to develop.

Annex: CooSpace tutorial



How to access to Coospace

- <http://www.territorial-intelligence.eu/>, **Coospace link:**

The screenshot shows the homepage of the territorial intelligence website. On the left sidebar, there is a menu with several items. The 'Coospace' link is circled in green. The main content area features a map of Europe and several text blocks providing information about the CAENTI project and its activities.

Connection to Coospace

- Enter your **Username**
- Enter your **Password**
- and click on **Login**

The screenshot shows the Coospace login page. At the top, there is a navigation bar with the website URL and the Coospace logo. Below the navigation bar, there is a 'CooSpace Login' section. The 'username:' field contains 'MASSELOT' and the 'password:' field contains '*****'. A green circle highlights these two input fields. A 'Login' button is located below the password field. The background of the login section features a photograph of a group of people sitting around a table in a meeting.

Choose a Space of work

The screenshot shows the CooSpace Education interface. On the left, there is a sidebar with the 'etr' logo and the tagline 'wherever you are'. Below this, it displays the user's name 'ACS Peter', a 'Last login' timestamp of '2006.04.30 20:17:15', and an 'ID' of 'ACS'. There are also sections for 'Personal messages', 'Calendar', 'Documents', and 'Tests'. The main content area is titled '(CooSpace) Space of cooperation' and features a central image of people in a meeting. To the right of the image is a circular diagram with nodes labeled 'Tanulási Pontok', 'Feladatok', 'Fórum', 'Bérgáz', 'Dokumentumok', and 'Bérgáz'. Below the image is a section titled 'My spaces' which lists several spaces:

- (GLOBAL) CAENTI Workspace (0): Fórum (2)
- (WP3) CAENTI Internet portal (0): Fórum
- (WP6) CAENTI Conception and dissemination of methods and tools of territorial intelligence (0): Fórum
- (PTE-RTTD&ICT) SP University of Pécs: Research Team on Territorial Development & Information and Communication Technologies (0): Fórum

Here you are...

The screenshot shows the CooSpace Research interface for a specific space titled '(WP6) 6 - Conception and dissemination of methods and tools of territorial intelligence'. The interface includes several sections:

- Space**: A brief description of the activity's goals.
- Inner spaces**: A list of related activities including (WP6C) Catalyse contents, (WP6G) Catalyse Guidance, (WP6P) Catalyse Programming, (WP6E) European Observatory of School, (WP6F) IIAF Contents, (WP6D) IIAF Development, (WP6I) Portal Indicators, and (WP6S) Synthesis.
- Bulletin boards**: A table showing 'Current' news items, with one item listed as 'WP6 news'.
- Forums**: A section for 'Free Discussion' with a 'Last post' timestamp.
- Time plan**: A table listing events with columns for 'Name', 'Date - Status', and 'Status'.

| Name | Date - Status | Status |
|-------------------------------------|-----------------------------|--------|
| Reunion Contenu | 06.13. 12:00 | ? |
| WP6C-P-G First Seminar (Barvaux-Be) | 06.29. 09:00 - 06.29. 18:00 | ? |
- Documents**: A section for document management.
- Modules**: A section for various modules.
- Participants**: A section for 'Project Leaders' and 'Members', listing 'GIRARDOT Jean-Jacques' as a project leader.

Tools and actions

- **Space & Inner spaces** (sub-spaces)
 - **Messages:** send and receive internal messages
 - **Chat:** synchrone discussion & meeting
 - **Bulletin Boards:** to publish news, general information
 - **Forums:** to exchange about themes to discuss, to organise a common work, to ask something...
 - **Time Plan:**
 - to announce appointments (like a meeting)
 - to organize tasks (describe a work, and distribute it by tasks at people)
 - **Documents:** to publish files, like a library
 - **Modules:** to add some new feature (i.e. white board...)
 - **Participants:** to manage all participants in the space
- ➔ The use of these tools depends on the **role** of each participant.

Space & Inner Spaces

The slide features the 'CooSpace RESEARCH' logo at the top, which includes a globe icon and a network diagram. Below the logo is a red banner with the text: **(WP6) 6. Conception and dissemination of methods and tools of territorial intelligence**. The slide is divided into two main sections: 'Space' and 'Inner spaces'. The 'Space' section includes a row of icons (a globe, a person with a speech bubble, a document with a gear, a person with a gear, a gear with a person, and a question mark) and a paragraph: 'This activity essentially aims at giving a European dimension to research actions widely engaged at a local level, even at a national scale, on technical tools for the actors and on territorial data sets.' The 'Inner spaces' section includes two icons (a gear with a person and a question mark) and a list of project components: '(WP6C) Catalyse contents, (WP6G) Catalyse Guidance, (WP6P) Catalyse Programming, (WP6E) European Observatory of School, (WP6F) IIAF Contents, (WP6D) IIAF Development, (WP6I) Portal Indicators, (WP6S) Synthesis'. The text '(WP6C) Catalyse contents' is circled in green.

Example of Inner Space: WP6C

The screenshot shows the Coospace Research website interface. At the top, there is a blue header with the Coospace logo and the text "CooSpace RESEARCH". Below this is a red banner with the text "(WP6) 6. Conception and dissemination of methods and tools of territorial intelligence (WP6C) Catalyse contents". Two green arrows point to this banner from the left. Below the banner, there are three main sections: "Space", "Inner spaces", and "Bulletin boards". Each section has a title, a description, and a set of icons. The "Space" section is described as "Definition of the Catalyse Toolkit contents at the European level". The "Bulletin boards" section shows a "Bulletin board" with "Current" news, including "WP6C news" with a count of "1".

The screenshot shows the WP3 Internet portal chat interface. At the top, there is a red banner with the text "(WP3) 3. Internet portal". Below this is a section titled "Space" with a description: "The Extranet and Internet portal (WP3) contributes to the integration dimension within the CAENTI and to its visibility. Animated by an editorial committee, it will provide the partners with an intra-consortium web site, and a cooperative work platform (Coospace) allowing daily work between the meetings. It contains on-line publication and virtual conferences services. The results of the portal will be estimated by the real-time measure of its audience and activity. It publishes the evaluations dashboards." Below the description is a row of icons, with the second icon (a person at a computer) circled in yellow. At the bottom, there is a chat window titled "Chat: 3. Internet portal" with a list of users: MASSELOT Cyril, MOREL Yann, PETIT Eddy, and ZHU Ziqhi. The chat log shows several messages, including login notifications and a welcome message from MASSELOT Cyril.

Chat: 3. Internet portal

MASSELOT Cyril
MOREL Yann
PETIT Eddy
ZHU Ziqhi

>>> PETIT Eddy belépett a színtérbe
>>> MASSELOT Cyril belépett a színtérbe
>>> PETIT Eddy kilépett a színtérből
>>> PETIT Eddy belépett a színtérbe
[MASSELOT Cyril] Welcome in this WP3 Chat ;)
>>> PETIT Eddy kilépett a színtérből
>>> PETIT Eddy belépett a színtérbe
>>> ZHU Ziqhi belépett a színtérbe
[PETIT Eddy] hello Ziqhi
[ZHU Ziqhi] hi, Eddy, je m'appelle Zhiqi
>>> MOREL Yann belépett a színtérbe

(WP6) 6. Conception and dissemination of methods and tools of territorial intelligence
(WP6C) Catalyse contents

Browse 1

bulletin board

WP6C news

MASSELOT Cyril (MASSELOT)
new post

Érvényesség kezdete:

Érvényesség vége:

Attach file:

*** WP6C Mailing list ***
 A mailing list is at your disposal: wp6c@msh.univ-fcomte.fr
 Write at this address to contact all WP6C members.
 The message will be spread to all the emails below:

e.brunetti@optima-obs.org
 siguenza@accem.es
 jcharlier@ulg.ac.be
 sigcchen@thu.edu.tw
 g.devillet@ulg.ac.be
 fcsilla@human.pt.e.hu
 sasp-sjp.adapei@wanadoo.fr
 jg.henckel@reseaucocagne.asso.fr
 fpo@valdocco.org
 integra@win.be
 celia@ole.uhu.es
 i.stievenart@optima-obs.org

(WP6) 6. Conception and dissemination of methods and tools of territorial intelligence
(WP6C) Catalyse contents

Forum

Forum

Free discussion

Forum of discussion on the contents proposed in the European questionnaire.

MASSELOT Cyril (MASSELOT)
new post

Max. file size: 1024.0KB
 Attach file:

moderation
SÁNCHEZ LÓPEZ Celia

users
BRUNETTI Emmanuelle, CARLES BARRIOPEDRO Pilar, CHARLIER Julien, DEVILLET Guénaél, FILO Csilla, GIMBERT Jean-Pierre, GIRARDOT Jean-Jacques, HENCKEL Jean-Guy, MARTÍNEZ MARTÍNEZ Conception, MASSELOT Cyril, PASTORELLO Caroline, PETIT Eddy, STIEVENART Isabelle

Time plan



| Name | Date - Status |
|-------------------------------------|-----------------------------|
| WP6C-P-G First Seminar (Barvaux-Be) | 06.29. 09:00 - 06.29. 18:00 |

Appointment: WP6C-P-G First Seminar

| Description | Program (under reserves) |
|-------------------|---|
| Attendance | 09h00-09h15 Welcome 09h15-09h45 Planning of CAENTI and WP6 (Jean-Jacques GIRARDOT, 30 mns) 09h45-10h00 Presentation of Coospace (Cyril MASSELOT, 15 mns) 10h00-10h15 Coffee break 10h15-12h30 Presentation of participants Presentation of the european prototype of the diagnostic and evaluation guide (Celia SANCHEZ, 20 mns) Presentation of the specifications of Pragma (Cyril MASSELOT, 10 mns) Presentation of the prototype of the repertory (Cyril MASSELOT, 15 mns) Principles of the choice of the contextual indicators (Jean-Jacques GIRARDOT, 10 mns) Questions ** Lunch ** 14h00-16h00 Presentation of the technical tutorial (Celia SANCHEZ, 15 mns) Orientations of the note of use (Jean-Jacques GIRARDOT, 10 mns) Discussion about the technical tutorial Discussion about the note of use and management 16h00-16h15 Coffee break 16h15-18h Planning of the WP6 |

Documents

Documents

| Document | Information |
|--|---|
| JJ GIRARDOT: Kick-Off Meeting Presentation. | [ppt (CAENTI_060323_KO_PRESENT.ppt) 1542.0KB]  |
| Peter Acs, Cyril Masselot, Celia Sanchez: Coospace Tutorials. | [CooSpace tutorial in english (CAENTI-060518-CooSpaceEn.ppt) 685.0KB]  |
| | [CooSpace tutorial in french (CAENTI-060523-CoospaceFr.ppt) 813.5KB] |
| | [CooSpace tutorial in spanish (CAENTI-060524-CoospaceEs.ppt) 690.0KB] |

Click on a link to **download** a file

Click on this picture to **view or change the file's description**

Cooperation work space

- Day-to-day activities:
 - documents
 - forums
 - news
 - internal messages...
- WP3 : portal activities
 - news (min. 1 by month)
 - tutorials
 - help for use
 - new modules
 - evaluation...
- → Thanks to publish all kind of information ;)
- → To help you, WP3 Members are:
 - GIRARDOT Jean-Jacques
 - ACS Peter
 - BERTRAND Yannick
 - FILO Csilla
 - GABRIEL Jean-Pierre
 - GERARD Frank
 - ILEANA Ioan
 - KADAR Zoltan
 - LEU Fang-Yie
 - MASSELOT Cyril
 - MOREL Yann
 - MORENO MORENO Antonio
 - PETIT Eddy
 - PERETZ Anne
 - PIPONNIER Anne
 - ROBERT Stéphanie
 - SAEZ RAMIREZ Simone
 - TEJADA Maria
 - TRUDA Giovana
 - VELJANOVSKI Tatjana
 - WANG Tai-Shiang
 - ZHU Ziqhi

(CooSpace) Space of cooperation



Thank You for your attention.

Contacts:

cyril.masselot@msh.univ-fcomte.fr

eddy.petit@msh.univ-fcomte.fr



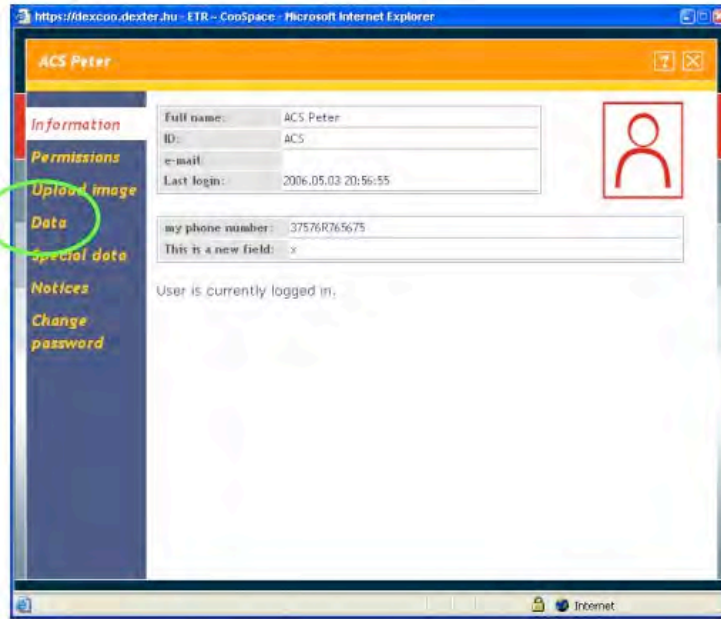
Check personal data

The screenshot displays the CooSpace user interface. On the left, a sidebar contains navigation links: **etr** (wherever you are), **ACS Peter** (highlighted with a green circle), **Personal messages**, **Calendar**, **Documents**, and **Tests**. The main content area is titled "(CooSpace) Space of cooperation" and includes a header for "Tanulási Pontok" with sub-links for "Beszélgetések", "Feladatok", "Fórum", "Dokumentumok", and "Vendég". Below this is a "My spaces" section listing several project workspaces with their respective forum counts.

| Workspace Name | Forum Count |
|---|---------------|
| (GLOBAL) 0 CAENTI Workspace | Új: Fórum (2) |
| (WP3) 3 CAENTI Internet portal | Új: Fórum |
| (WP6) 5 CAENTI Conception and dissemination of methods and tools of territorial intelligence | Új: Fórum |
| (PTE-RTTD&ICT) SP University of Pecs- Research Team on Territorial Development & Information and Communication Technologies | |

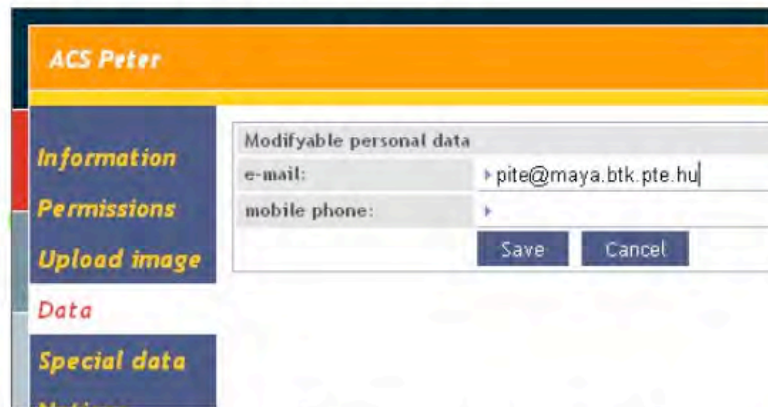
Check Your e-mail address

Correct it in data tab



Check Your e-mail address

Correct it in the data tab



Enable message service

The screenshot shows the ETR CooSpace user interface. The top bar features the 'etr' logo with the tagline 'wherever you are' and the 'CooSpace EDUCATION' logo. Below this is a red banner with the text '(CooSpace) Space of cooperation'. The left sidebar contains several menu items: 'ACS Peter' with a close and help icon, 'Last login' (2006.04.30 20:17:15), 'ID: ACS', 'e-mail:', 'Personal messages' (circled in green), 'Calendar' (Today, Tomorrow), 'Documents' (Active: 0, Archive: 0), and 'Tests'. The main content area includes a central image of a meeting, a circular navigation diagram with labels like 'Tervezési Pontok', 'Beállítások', 'Feladatok', 'Fórum', and 'Bemutató', and a 'My spaces' section listing several workspaces and forums.

Enable message service

The screenshot shows the 'Messages' registration form. At the top right, there are two icons: a red gear and a red question mark. The form has a title 'Messages' and a section 'Registration'. The text reads: 'By this registration you join the global catalogue of ETR CooSpace. The following data will be registered: **ACS, ACS Peter** Valid until modifying registration or withdrawal.' Below this are three radio button options: 'I do not accept conditions', 'I accept conditions' (circled in green), and 'Can only be addressed by the users of the local catalogue'. There is also an option 'Can be addressed by the users of the global catalogue'. An 'ok' button is located at the bottom left.

Check CooSpace regularly about the news

The screenshot shows the CooSpace web interface. The top navigation bar includes the 'etr' logo with the tagline 'whatever you are' and the 'CooSpace EDUCATION' logo. Below the navigation bar, there is a user profile section for 'ACS Peter' with fields for 'Last login' (2006.04.30 20:17:15), 'ID' (ACS), and 'e-mail'. To the right of the profile is a section titled '(CooSpace) Space of cooperation' with a sub-header 'Tanulási Pontok' and a diagram showing a cycle of 'Belsőliroda', 'Dokumentáció', 'Bemutató', and 'Fórum'. Below this is a 'My spaces' section listing several workspaces and forums, including '(GLOBAL) 9 CAENTI Workspace', '(WP1) 3 CAENTI Internet portal', '(WP6) 6 CAENTI Conception and dissemination of methods and tools of territorial intelligence', and '(PTE-RTTD&ICT) SP University of Pecs- Research Team on Territorial Development & Information and Communication Technologies'. A green circle highlights the 'My spaces' section.

WP and team leaders

- Check participants (add or remove participants)
- Create bulletin-board to inform the other participants
- Create forums on a topic to start the virtual discussion
- Use Appointment tool to show created events and meetings
- Use attached file forum to develop document versions
- Use your document library to share electronic materials

Check participants (add or remove participants)

Space

The Extranet and Internet portal (WP3) will also contribute to the integration dimension within the CAENTI and to its visibility. Animated by an editorial committee, it will provide the partners with an intra-network web site and a cooperative work platform.

My spaces

- (GLOBAL) 0 CAENTI Workspace
- (WP3) 3 CAENTI Internet portal
- (WP6) 6 CAENTI Conception and dissemination of methods and tools of territorial intelligence
- (PTE-RTTD&ICT) SP University of Paçç-Research Team on Territorial Development & Information and Communication Technologies

Modules

Participants

- EC Scientific Officer
- SCHMÖLZER Andrea
- Project Leaders
- GIRARDOT Jean-Jacques
- Work Package Leaders
- MASSELOT Cyril
- Team Leaders
- ALÈS Peter
- Members
- BERTRAND Yannick, GABRIEL Jean-Pierre, ILEANA Ioan , KADAR Zoltan, LEU Fang-Yie , MOREL Yvan, MORENO MORENO Antonio , PERETZ Anne , PETIT Eddy, PIPONNIER Anne, RENARD Jérôme, ROBERT Stéphanie, SAEZ RAMIREZ Simone, STIEVENART Isabelle, TEJADA Maria, TRUDA Giovana, VELJANOVSKI Tatjana , ZHU Ziqi

Message to Jérôme

RENARD Jérôme

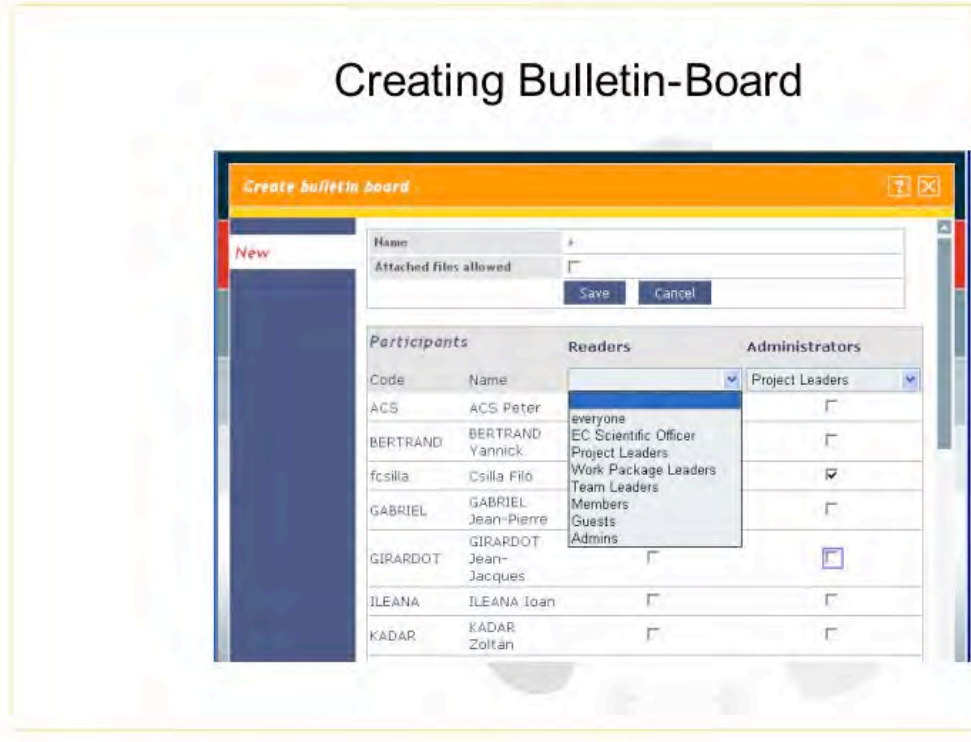
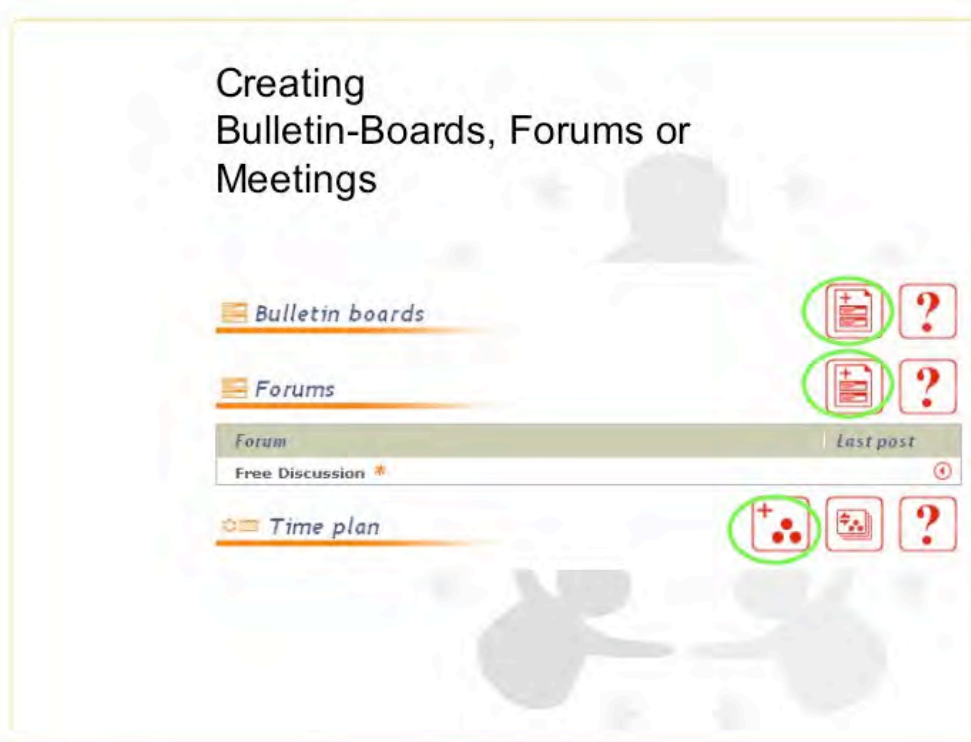
Information

Permissions

Message

To: RENARD Jérôme select recipient Send

Hello ...



Create file attachment enabled forum for doc. Dev and versioning

Create forum

New forum

Name: + Name of teh new forum
 Description:
 Closed:
 Attached files allowed:
 Forum quota: 10240 KB ← default
 Post quota: 1024 KB ← default
 Save Cancel

| Participants | | Users | Moderators |
|--------------|------------------|-------------------------------------|--------------------------|
| Code | Name | Members | |
| ACS | ACS Peter | <input checked="" type="checkbox"/> | <input type="checkbox"/> |
| BERTRAND | BERTRAND Yannick | <input type="checkbox"/> | <input type="checkbox"/> |

Publish materials from personal lib. I.

- Create Personal lib item
 - Document Library
 - Click on add new Lib Item
 - Chose simple tab.

New document

Book
Chapter of book
Magazine/Periodical
Simple

Author(s): PECS-UNIV
 Title: Portal application documents
 URL:
 My publication:
 Archive:
 Create Cancel

Publish materials from personal lib. II.

- Upload file or files to lib item

| Document | | | | | | | | | | | | | | | | | | | |
|--|---|-------------|--|--|-------------|-------------------|--|------|----------------------|-------------|---------|--------------------------|--|----------------|--------------------------|--|--------|--|--|
| <p>Simple</p> <p>Description</p> <p>Keywords</p> <p>File</p> <p>Attach</p> <p>Delete</p> | <p>PECS-UNIV: <i>Portal application documents.</i> Free quota: 10240.0KB</p> <table border="1"> <tr> <td>Upload file</td> <td colspan="2"></td> </tr> <tr> <td>Description</td> <td colspan="2">Problems to solve</td> </tr> <tr> <td>File</td> <td>C:\Docs\problems.doc</td> <td>Tallózás...</td> </tr> <tr> <td>Private</td> <td colspan="2"><input type="checkbox"/></td> </tr> <tr> <td>Embedded play:</td> <td colspan="2"><input type="checkbox"/></td> </tr> <tr> <td colspan="3" style="text-align: center;">Upload</td> </tr> </table> | Upload file | | | Description | Problems to solve | | File | C:\Docs\problems.doc | Tallózás... | Private | <input type="checkbox"/> | | Embedded play: | <input type="checkbox"/> | | Upload | | |
| Upload file | | | | | | | | | | | | | | | | | | | |
| Description | Problems to solve | | | | | | | | | | | | | | | | | | |
| File | C:\Docs\problems.doc | Tallózás... | | | | | | | | | | | | | | | | | |
| Private | <input type="checkbox"/> | | | | | | | | | | | | | | | | | | |
| Embedded play: | <input type="checkbox"/> | | | | | | | | | | | | | | | | | | |
| Upload | | | | | | | | | | | | | | | | | | | |

Publish materials from personal lib. III.

- Attach it to Space

| Document | | | | | | | | | | | | | |
|--|--|------------|------------------|--------------------|----------------|------------------|---|--------------|--|---------------|-------------------------|----------------|--|
| <p>Simple</p> <p>Description</p> <p>Keywords</p> <p>File</p> <p>Attach</p> <p>Delete</p> | <p>Attach to current space: <i>(WP3) 3 CAENTI Internet portal</i></p> <p>PECS-UNIV: <i>Portal application documents.</i></p> <table border="1"> <tr> <td>Attach as:</td> <td>(not attached) ▾</td> </tr> <tr> <td>Visibility starts:</td> <td>(not attached)</td> </tr> <tr> <td>Visibility ends:</td> <td>Final publication Information For discussion Teszt</td> </tr> <tr> <td>To Time Plan</td> <td></td> </tr> <tr> <td>Csoportosítás</td> <td>(nincs csoportosítva) ▾</td> </tr> <tr> <td colspan="2" style="text-align: center;">Save Cancel</td> </tr> </table> | Attach as: | (not attached) ▾ | Visibility starts: | (not attached) | Visibility ends: | Final publication Information For discussion Teszt | To Time Plan | | Csoportosítás | (nincs csoportosítva) ▾ | Save Cancel | |
| Attach as: | (not attached) ▾ | | | | | | | | | | | | |
| Visibility starts: | (not attached) | | | | | | | | | | | | |
| Visibility ends: | Final publication Information For discussion Teszt | | | | | | | | | | | | |
| To Time Plan | | | | | | | | | | | | | |
| Csoportosítás | (nincs csoportosítva) ▾ | | | | | | | | | | | | |
| Save Cancel | | | | | | | | | | | | | |

Publish materials from personal lib. IV.

- Present like this for Space participants:

